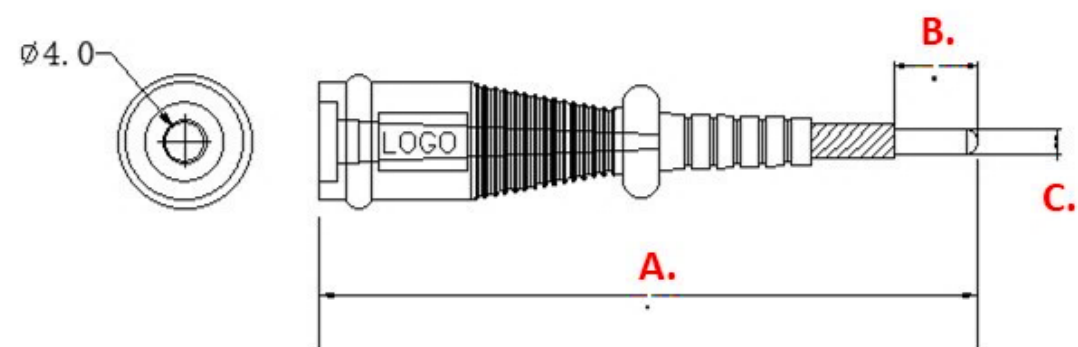



TERMINAL ADAPTER DESIGN OPTIONS

- CUSTOMIZED FEATURE INCLUDES:
- 1. Exclusive Mold Design
 - 2. Private Branding
 - 3. Desired Length, Dimension, and Color



- A. Overall Dimension:
- B. Terminal Length
- C. Terminal Size

Customized design illustration :



END2 DESIGNS :



Flat Female Terminal



Round Female Terminal



Ring Type Terminal



Flat Male Terminal



Round Male Terminal



Spade Terminal

END1 DESIGNS :




4mm Banana Jack



2mm Banana Jack

CUSTOMIZED SAMPLES:



COLOR :

